

Jnana Australia

Karel Boele



PeopleDecide

**Economic
Development**
Complementary currencies
Community land trusts

**Political
Development**
Participatory democracy
Election
New government

Jnana









**Spiritual
Development**
What is meaning of life?
Enlightenment
Doing it

Economic Development Complementary Currencies

- What are complementary currencies?
- History
- Community Exchange System (CES) largest single complementary currency network in world
- Started Cape Town South Africa 2002

Community Exchange System (CES)

- In 2004 first instance in world of online-trading between separate exchange communities
- In 2005 expanded to Australian and New Zealand
- Rapid increase during GFC
- In 2011 Australian exchanges set up on own server
- Now 800+ exchanges globally, 80 countries

#	Country	Count	%
1	 Argentina	8	1.02
2	 Australia [More]	31	3.97
3	 Austria	1	0.13
4	 Belgium	3	0.38
5	 Bolivia	1	0.13
6	 Botswana	1	0.13
7	 Brazil	13	1.66
8	 Bulgaria	1	0.13
9	 Cameroon	1	0.13
10	 Canada	25	3.2
11	 Chile	7	0.9
12	 China	1	0.13
13	 Colombia	8	1.02
14	 Costa Rica	1	0.13
15	 Croatia	1	0.13
16	 Curaçao	1	0.13
17	 Cyprus	1	0.13
18	 Czech Republic	3	0.38
19	 Denmark	2	0.26
20	 Dominican Republic	2	0.26
21	 Ecuador	1	0.13
22	 Estonia	1	0.13
23	 Ethiopia	1	0.13
24	 Fiji	1	0.13
25	 Finland	48	6.15
26	 France	13	1.66
27	 Germany	3	0.38
28	 Gibraltar	1	0.13
29	 Greece	19	2.43
30	 Guatemala	1	0.13
31	 Hong Kong	1	0.13
32	 Hungary	1	0.13
33	 India	9	1.15
34	 International	4	0.51
35	 Ireland	8	1.02
36	 Israel	1	0.13
37	 Italy	7	0.9
38	 Jordan	1	0.13
39	 Kenya	1	0.13
40	Latvia	1	0.13
41	 Liberia	1	0.13
42	 Lithuania	1	0.13
43	 Madagascar	1	0.13
44	 Malaysia	1	0.13
45	 Mauritius	1	0.13
46	 Mexico	13	1.66
47	 Moldova	1	0.13
48	 Namibia	2	0.26
49	 Nepal	1	0.13
50	 Netherlands	4	0.51
51	 New Zealand	34	4.35
52	 Norway	2	0.26
53	 Pakistan	1	0.13
54	 Peru	3	0.38
55	 Philippines	1	0.13
56	 Poland	5	0.64
57	 Portugal	9	1.15
58	 Romania	6	0.77
59	 Russia	3	0.38
60	 Saudi Arabia	1	0.13
61	 Serbia	1	0.13
62	 Sint Maarten	1	0.13
63	 Slovenia	2	0.26
64	 South Africa	51	6.53
65	 Spain	222	28.43
66	 Sweden	9	1.15
67	 Switzerland	1	0.13
68	 Thailand	1	0.13
69	Flag Trinidad & Tobago	1	0.13
70	 Turkey	1	0.13
71	 Turks and Caicos Islands	1	0.13
72	 Ukraine	2	0.26
73	 United Kingdom	19	2.43
74	 United States	127	16.26
75	 Uruguay	1	0.13
76	 US Virgin Islands	1	0.13
77	 Vanuatu	6	0.77
78	 Zambia	1	0.13
79	 Zimbabwe	2	0.26
80	 All	781	100.00

Timebanking

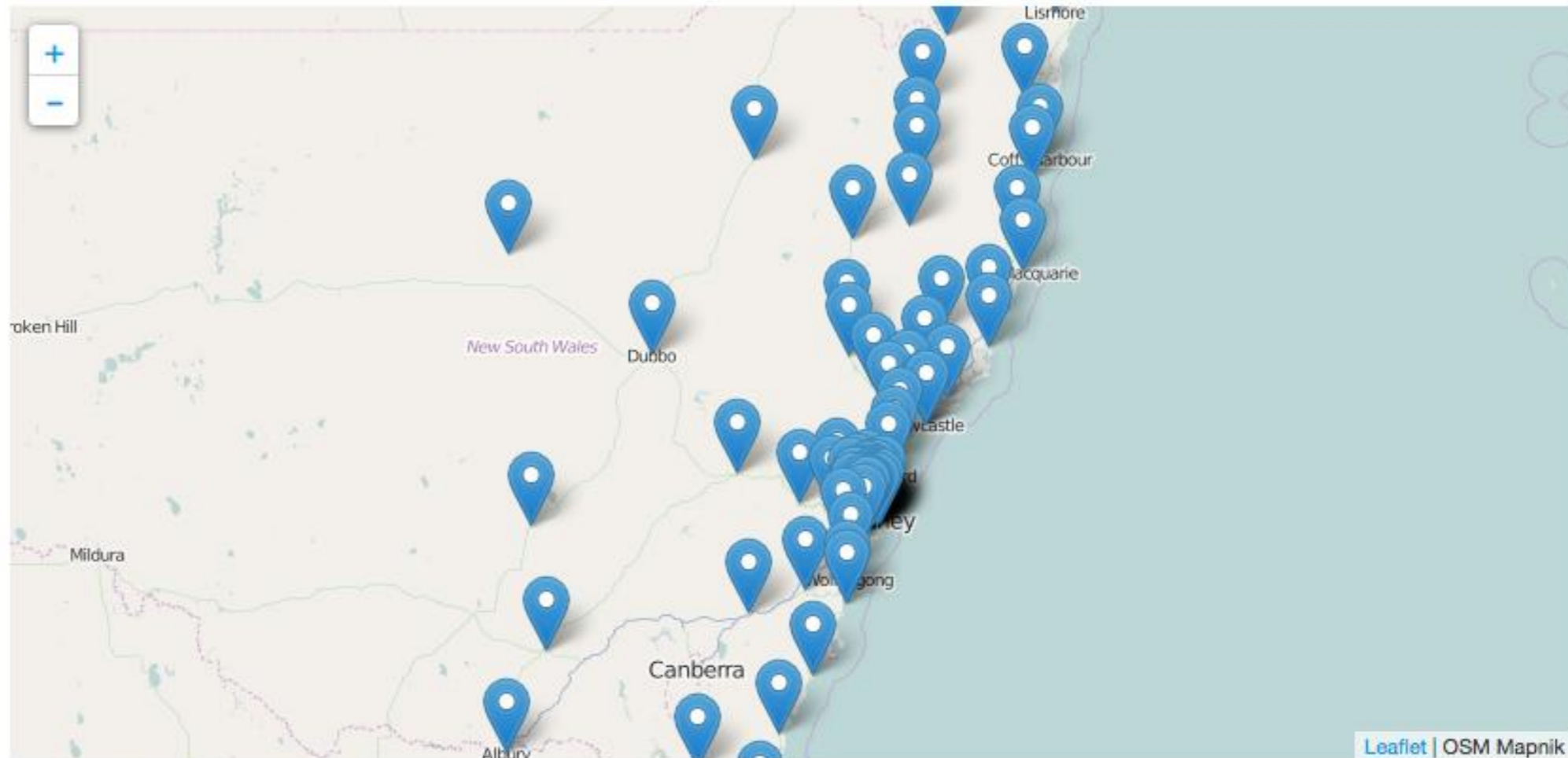
- What is Timebanking?
- In 2012 Jnana and CES started providing Timebanking to the NSW Government
- Pilot successful
- 7 year project
- 70 communities
- Largest single government project of its type in world

[login](#)[reset password](#)

Communities - Map

[BACK TO MAIN MENU](#)[MAP](#)[LIST](#)[ACTIVITY RECORD](#)

Share to:



Markers show only approximate locations

Leaflet | OSM Mapnik

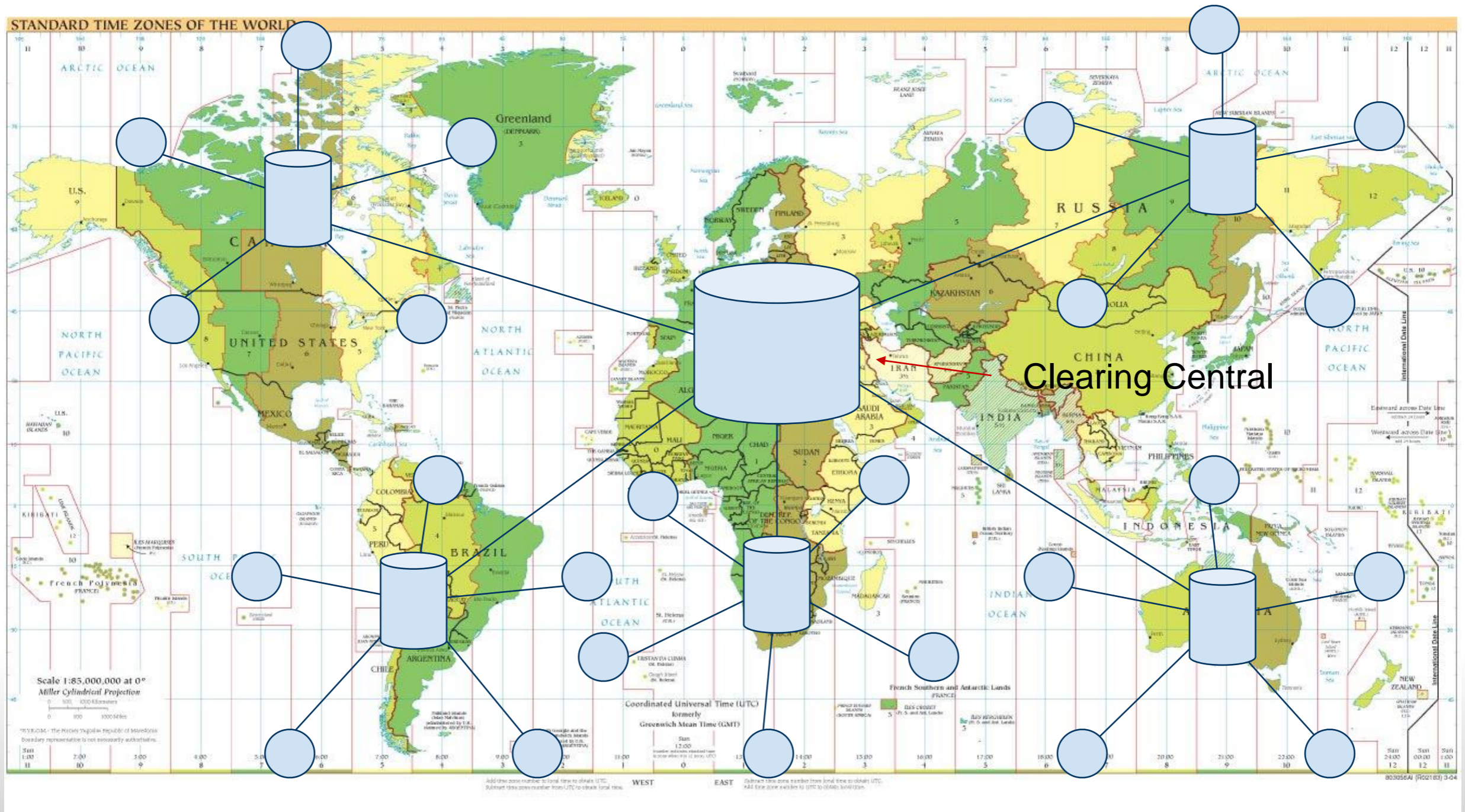
Outcomes

- Reduction of administrator burn-out
- Maintain smaller, local communities
- Inter-trading easy, rules
- Easy-of-use and set-up
- Support
- Open and transparent
- Quality of experience users describe a feeling of absolute gratefulness, new friendships and support

Outcomes

- CES shown grass-roots initiated, self-activating, governing communities
 - can create new global network
 - self-developing IT and governance system possible
 - most efficient and resilient

Current Structure of CES



Outcomes

- Timebanking shown complementary currency with institutional backing
 - no administrator burn-out
 - provides potential partnership and alliances for expansion into mainstream
 - exposes complementary currency to mainstream

Future

- Global scale new economic system
- Grass-roots or institutional backing
- Open-source, cross-platform, inter-trading, social media platform, esera
- Tax offset refunds